

SMARTBOOK

**Religious Affairs Specialist MOS-T
(Reclassification) Course
(DL)(Phase 1)(Apr 20)**

U.S. Army Chaplain Center & School
10100 Lee Road
Fort Jackson, SC 29207



TABLE OF CONTENTS

U.S. Army Chaplain Center & School
10100 Lee Road
Fort Jackson, SC 29207





Content Area	#
<u>Introduction & Course Overview</u>	4-6
Module A - Religious Support and Staff Operations	7
Branch History (DL)	8
Standard Operating Procedures (DL)	9
Religious Support Fundamentals (DL)	10
Military Briefings (DL)	11
Accommodate Religious Practices (DL)	12
Confidential Communications	13
Respond to a Distressed Individual (DL)	14
Screen a Prospective Counselee (DL)	15
Provide Support for a Worship Service (DL)	16
Manage an Offering (DL)	17
Cultural Awareness (DL)	18
Religious Area Analysis/Religious Impact Assessment (RAA/RIA (DL)	19
Memorial Services and Ceremonies (DL)	20
Suicide Awareness (DL)	21

INTRODUCTION & COURSE OVERVIEW

U.S. Army Chaplain Center & School
10100 Lee Road
Fort Jackson, SC 29207




Introduction



Welcome to the Religious Affairs Specialist MOS-T (Reclassification) Course (DL) Smartbook.

Purpose: To conduct training that qualifies individuals for the military occupational specialty of 56M, Religious Affairs Specialist. Train enlisted Soldiers to perform, or provide, the religious support tasks necessary to accomplish the Unit Ministry Team mission in combat and during peacetime at Battalion level.

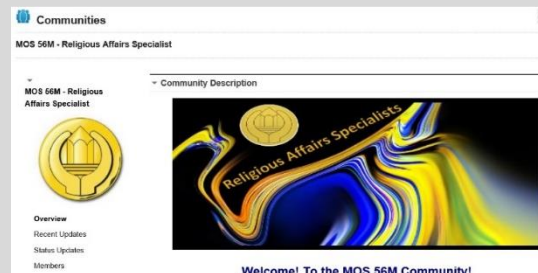


Top Ten Publications:

1. AR 165-1, Army Chaplain Corps Activities
2. FM 1-05, Religious Support
3. JP 1-05, Religious Affairs in Joint Operations
4. ATP 1-05 Series
5. ADP 1, The Army
6. ADP 3-0, Unified Land Operations
7. ADP 5-0, The Operations Process
8. ADP 6-0, Mission Command
9. AR 670-1, Wear and Appearance of Army Uniforms and Insignia
10. AR 623-3, Evaluation Reporting System

Top Five Digital Resources:

1. [56M ACT Communities](#)
2. [Army Publishing Directorate](#)
3. [USACHCS](#)
4. [USACHCS Training](#)
5. [Chaplain Corps Doctrine Page](#)



Tile page for the Chaplain Corps' IMI Storyboard.

Course Overview



A student tracks battlefield movement on a map.

MODULE A: Religious Support and Staff Operations.

This module provides students a basic overview of Religious Support Fundamentals and how a Battalion level Unit Ministry Team (UMT) operates as part of a Battalion Staff. The focus is basic Religious Support functions of the UMT.

RELIGIOUS SUPPORT AND STAFF OPERATIONS

U.S. Army Chaplain Center & School
10100 Lee Road
Fort Jackson, SC 29207



Branch History



Task: Identify important facts of the Chaplain Corps history.

The lesson provides an overview of the Chaplain Corps history to include Religious Affairs Specialists who played significant roles in our history, MOS and school changes, historical development of the 56M, doctrine, and roles and responsibilities of a Religious Affairs Specialist.



Essential

Steps/Content:

Review historical development of the Chaplain Corps.

Key References:

- 1 – ATP 1-20
- 2 – FM 1-05

Standard Operating Procedures



Task: Define the standard operating procedure.

The lesson provides an overview of SOPs.



Essential Steps/Content:

1. Define the standard operating procedure.
2. Develop a standard operating procedure.

Key Reference:
ADP 5-0

Religious Support Fundamentals

[Task # 805D-201-1111](#) Coordinate Religious Support in the Absence of a Chaplain



Task: Identify Religious Support Fundamentals.

The lesson provides an overview of religious support, to include the mission, functions, roles and responsibilities of the UMT.



Essential Steps/Content: Identify the functions, individual and collective roles and responsibilities of a Unit Ministry Team.

Key References:

- 1 – AR 165-1
- 2 – FM 1-05

Military Briefings



Task: Identify four different types of briefings.

The lesson teaches students how to conduct military briefings.



Essential Steps/Content:

1. Types of military briefings.
2. How to conduct a military briefing.

Key References:

- 1 – AR 165-1
- 2 – ATP 1-05.01
- 3 – FM 6-0

Accommodate Religious Practices



[Task #: 805D-207-2101](#) Advise Soldiers on the Process for Accommodation of Religious Practice

Task: Advise Soldiers on process for accommodation of religious practices.

The lesson provides an overview of accommodating religious practices in the Army.



Essential Steps/Content:

1. Review religious needs accommodation policies.
2. Explain the process that a Soldier must follow to have the Army accommodate a religious practice.
3. Explain the decision making and appeal process.

Key References:

- 1 – AR 165-1
- 2 – FM 1-05
- 3 – JP 1-05

Confidential Communications

[Task # 805D-203-1050](#) Protect Sensitive Information, Privileged communication and confidentiality



Task: Protect sensitive information, privileged communication and confidentiality.

The lesson identifies the types of confidential communications and discusses the policy on privileged communications.



Essential Steps/Content:
Apply the principles of confidential communication in accordance with MRE 503 and AR 165-1.



Key References:

- 1 – AR 165-1
- 2 – MRE 503

Respond to a Distressed Individual



[Task # 805D-203-1151](#) Provide Crisis Intervention

Task: Assist a distressed Individual.

This lesson provides an introduction on the knowledge, skills, and techniques necessary to appropriately respond to a distressed individual.



Essential Steps/Content:

1. Characteristics of a Crisis.
2. Maintain a calm presence...role play scenarios.

Key References:

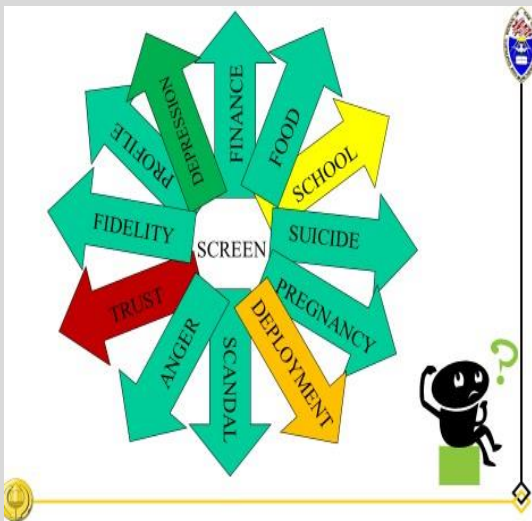
- 1 – AR 165-1
- 2 – FM 1-05

Screen a Prospective Counselee



Task: Apply active listening techniques when screening a prospective counselee.

The lesson identifies techniques to use when screening a prospective counselee and determining their needs.



Essential Steps/Content:

1. Review the components of active listening.
2. Perform active listening practical exercises for screening counselees.

Key References:

- 1 – AR 165-1
- 2 – FM 1-05

Provide Support for a Worship Service



[Task # 805D-201-1020](#) Prepare for Religious Services

Task: Provide support for a worship service.

This lesson explains how the Religious Affairs Specialist will provide support for worship services.



Catholic Altar

Essential Steps/Content:

1. Discuss support vs. participate.
2. Identify types and parts of the chapel.
3. Religious services stages of support and bulletins.
4. Identify ecclesiastical items and setup worship service.

Key References:

- 1 – AR 165-1
- 2 – FM 1-05

Manage an Offering



[Task # 805D-208-1007](#) Manage an Offering

Task: Apply proper offering management procedures.

The lesson focuses on chapel offerings and the necessary steps needed to properly receive and secure an offering.



Essential Steps/Content:

1. Receive, count and secure an offering.
2. Complete a Detailed Income Report (DIR).

Key References:

- 1 – AR 165-1
- 2 – FM 1-05

Cultural Awareness



Task: Identify the impact of culture on military operations within the content of TRADOC Cross-Cultural competencies.

The lesson promotes awareness of various cultures.



Essential Steps/Content:
Identify the impact of culture on military operations.

Key References:

- 1 – AR 165-1
- 2 – ATP 1-05.03
- 3 – FM 1-05

Religious Area Assessment /Religious Impact Assessment (RAA/RIA)

[Task # 805D-209-1140](#) Research Indigenous Religions



Task: Prepare a religious impact assessment.

The lesson focuses on the tasks necessary to give a religious area impact assessment using Appendix A of ATP 1-05.03.



St. Elijah Monastery, Iraq

Essential Steps/Content:
Learn how religion(s) and beliefs impact military operations.

Key References:

- 1 – ATP 1-05.03
- 2 – FM 1-05
- 3 – JP 1-05

Memorial Services and Ceremonies



[Task #: 805D-201-1035](#) Support a Memorial Service

Task: Prepare for a memorial event.

The lesson focuses on the UMT's role in providing support for memorial services and memorial ceremonies.



Essential Steps/Content:
Prepare a Memorial Event.

Key References:

- 1 – AR 165-1
- 2 – ATP 1-05.02
- 3 – FM 1-05


Suicide Awareness



[Task # 805D-203-1102](#) Determine an Individual's Suicide Potential

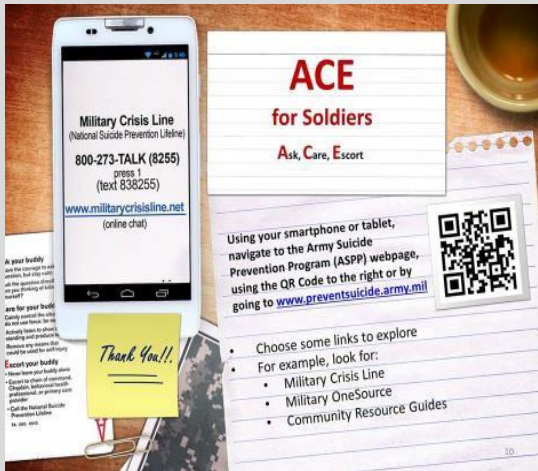
Task: Review the Ask, Care, Escort, or ACE, suicide intervention techniques for a Soldier presenting suicidal behavior.

This lesson enhances a student's ability to intervene until either the immediate risk of suicide is reduced or additional life-assistance resources can be found.



Essential Steps/Content:

1. Identify risk and protective factors that impact suicide, recognize warning signs of suicidal behavior.
2. Identify the three steps of the Ask, Care, Escort or ACE, method of suicide prevention.
3. Identify the Soldier's role in reducing and preventing the stigma associated with seeking help.



Key References:

- 1 – AR 165-1
- 2 – DA Pam 600-24
- 3 – DA Pam 600-70